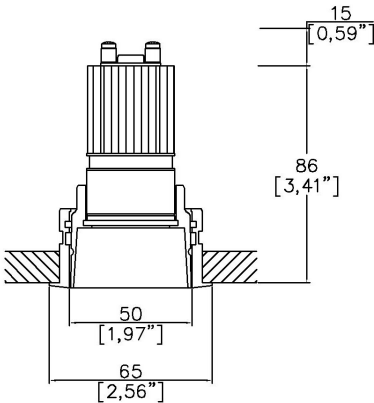


Soft50 Gen2 Fixed Trim

TM65.2	5kgCO2e
TM66	2.4 CEAM



Ø65mm (2.56") overall trim.
Available with standard trim kit or 3 flush trim options, depending on ceiling type and finish.
Family of matching products also available.



Soft50 Gen2 with Trim Kit TR1 ⁽¹⁾
Cut-out Ø61mm.
Required depth height +15mm.

LED Source	LED35/3 SS
CCT	3000K
Drive Current	500mA
Power inc Driver	5.75W
Beam Angle	SS (8°)
Delivered Lumens	361
Delivered Intensisty cd	6805
Efficacy lm/w	63
Forward Volt	11.5V
CRI	≥90 CRI

Project Ref: _____ Location Ref: _____

Please only complete one of the following code builders

Non Fire Rated Code Builder

Fixture Order Code:

SF50200

 - - - -

0

Fixture

SF50200

Soft50 Gen2 Fixed for LED

Installation ⁽¹⁾

TL1

TL2

TL3

TL4 ⁽²⁾

TL5 ⁽²⁾

Trimless for Full Skim

Trimless for Partial Skim ceilings (3-17mm total thickness)

Trimless for Solid Ceilings (3-17mm total thickness)

Trimless for Partial Skim ceilings (17-33mm total thickness)

Trimless for Solid Ceilings (17-33mm total thickness)

Finish

WH03

BK01

RAL*

ABR1

ABZ1

PCH1

PNK1

PBR1

White RAL 9016

Black RAL 9005

Custom RAL Colour*

Antique Brass

Antique Bronze

Polished Chrome

Polished Nickel

Polished Brass

IP Rating

20

54

65

IP20

IP54

IP65

Fire Rating

0

No Fire Rating

Fire Rated Code Builder

Fixture Order Code:

SF50200

 - - - -

FR

Fixture

SF50200

Soft50 Gen2 Fixed for LED

Installation ⁽¹⁾

TL1

TL4 ⁽²⁾

Trimless for Full Skim

Trimless for Partial Skim ceilings (25-30mm total thickness)

Finish

WH03

BK01

RAL*

ABR1

ABZ1

PCH1

PNK1

PBR1

White RAL 9016

Black RAL 9005

Custom RAL Colour*

Antique Brass

Antique Bronze

Polished Chrome

Polished Nickel

Polished Brass

IP Rating

20

54

65

IP20

IP54

IP65

Fire Rating

FR ⁽³⁾

Fire Rated

(1) For any ceiling thickness or construction type not shown please contact Lucent

(2) Adjustment may be limited in thicker ceiling constructions. Refer to installation instructions for details.

(3) Tested and approved to EN 1363-1:2020 and EN 1365-2:2014 for 60 minutes Fire Rating.

LED Order Code:

LED35/3 SS

-

LED

LED35/3

LED35 GEN3 SuperSpot

CCT

27

30

40 (4)

90 CRI 2700K

90 CRI 3000K

90 CRI 4000K

(4) contact Lucent for availability

Driver Options:

Protocol

S

A

P

D

B

Non-Dim

Analogue (0-10v)

Phase

DALI

Bluetooth**

Emergency Options:

Emergency

E

ED


ES

Maintained 3hr Emergency

Maintained 3hr DALI Self Test

Maintained 3hr Self Test


Finish selection




Antique Brass



Antique Bronze



Polished Brass




Polished Nickel




Polished Chrome

Accessories




Honeycomb Louvre



Diffusing Lens



Frosted Lens



Heavy Spread Lens



Linear Spread Lens

Accessories Order Code:

- Louvre/Lens
- LS45 Honeycomb Louvre
 - LSDF Diffusing Lens
 - LSFR Frosted Lens
 - LSLS Linear Spread Lens
 - LSHS Heavy Spread Lens

Technical Details

*Custom RAL code must be specified. Custom RAL colours can increase prices and lead times

Dimming. Whilst Lucent can offer the majority of its luminaires with various dimming options, it remains the responsibility of the specifier/installer to check and ensure compatibility of any control equipment used. Additional cabling may be required depending on the dimming protocol specified.

**Bluetooth (wireless) is the communication method. The exact dimming protocol must be confirmed to allow the selection of suitable drivers or bluetooth devices.

^ Depth indicated is the minimum recess depth for the luminaire with a remote mounted LED driver. Installing a driver through either the luminaire cut-out or installation kit may require additional recess depth, please refer to the relevant luminaire installation instructions for further details.Data correct at time of publishing

First Fix Requirement. Luminaire comprised of fixture body with ceiling trim and installation kit, which is to be fitted into the ceiling once finished. Ensure correct alignment of the installation kit before final assembly (see luminaire instllation instructions for details)

IP Rating. Tested from underside of the ceiling

Note that the picture of the finishes provided is for illustrative purposes only. The finishes may vary in colour, texture and appearance. Contact Lucent lighting Ltd for more information.

It is the policy of Lucent Lighting to continually review and improve its products and therefore reserve the right to change any details of product or withdraw specifications without prior notice.

Luminaires designed to comply with EN60598 and all other standards.

This specification sheet superseded all previous versions.

All intellectual property rights pertaining to the product described above and to this document are owned by or licensed to Lucent Lighting Ltd.

We reserve the right to take whatever action is necessary to protect those intellectual property rights.